



Benjamin E. Mays HS

GO Team Meeting #2

October 24, 2023

Where we are – Where we're going

Meeting Agenda

Benjamin E. Mays High School

Date: Tuesday, October 24, 2023

Time: 5:00 p.m.

Location: Mays High on the Hill YouTube Channel

- I. Call to Order**
- II. Roll Call; Establish Quorum**
- III. Action Items**
 - a. Approval of Agenda
 - b. Approval of Previous Minutes
 - c. Strategic Plan Update (*after discussion, if needed*)
- IV. Discussion Items**
 - a. Continuous Improvement Plan Presentation
 - i. Continuous Improvement Plan and Strategic Plan Alignment
 - ii. Strategic Plan Update (*if needed*)
 - b. MAP Data: Spring 2023 to Fall 2023
- V. Information Items**
 - a. Principal's Report
 - b. Cluster Advisory Team Report
- VI. Announcements**
- VII. Public Comment**
- VIII. Adjournment**


Where We Are

Our strategic plan is the guide for the work we're doing in the school. By monitoring the plan and ranking priorities, we can all work towards the common goals. Using the priorities in the strategic plan, the school leadership team developed a Continuous Improvement Plan (CIP) for the current school year.



Timeline for GO Teams

You are **HERE**



1

Fall 2021

GO Team Developed
2021-2025 Strategic
Plan

2

Summer 2023

School Leadership
completed Needs
Assessment and defined
overarching needs for
SY23-24

3

August 2023

School Leadership
completed 2023-2024
Continuous
Improvement Plan

4

Sept. - Dec. 2023

Utilizing current data,
the **GO Team** will review
& possibly update the
school strategic
priorities and plan

5

Before Winter Break

GO Team will take
action (vote) on the rank
of the strategic plan
priorities for SY24-25 in
preparation for budget
discussions.



Discussion Items

Current Strategic Plan

Continuous Improvement Plan

Needs Assessment
SMART GOALS
Action Plan

Strategic Plan Alignment & Update

MAP Data

Data Protocol



Current Strategic Plan

2021-2025

Mission: The mission of Benjamin E. Mays High School is to inspire learners in a secure, nurturing and collaborative environment to promote social and global awareness through academic ownership.

Benjamin E. Mays HS

SMART Goals

Vision: A high performing school where open-minded graduates are college and career ready, responsible digital citizens and critical thinkers within a globally competitive society.

The percentage of students who graduate in four years will increase from 88.8% in June 2023 to 91% in June 2024.

Literacy: Increase % of students scoring Developing + on EOC assessment by 5% by May 2024

Numeracy: Increase % of students scoring Developing + on EOC assessment by 5% by May 2024

Attendance: Increase the attendance percentage rate by 3% from 80% to 83%

APS Strategic Priorities & Initiatives

Fostering Academic Excellence for All

Data
Curriculum & Instruction
Signature Program

School Strategic Priorities

1. Increase Graduation Rate
2. Increase percentage of students showing proficiency in Milestone Courses.
3. Strengthen the Implementation of International Baccalaureate (Signature Program).

School Strategies

- 1a. Utilizing APS graphs (Missing Credit Report) to ensure student schedules are aligned to graduation requirements. Graduation Rate.
- 1b. Implemented Raider Minimester Night School to help students recover courses needed for graduation. Graduation Rate: Increase in # of students on track
- 2a. Facilitate observations and feedback from focus walks to identify strengths and opportunities for growth to identify needed professional development.
- 2b. Utilizing PLC data (formative, MAP, and benchmark) to design interventions and differentiate instruction to meet the needs of all students.
- 3a. Monthly IB Professional Development training for teachers to increase teacher capacity as it pertains to knowledge and instructional practices of IB that are aligned to the implementation of IB MVP & CP/DP Programmers.
- 3b. Additional support provided by a second coordinator dedicated to IB MVP.
- 4a. Identify most at-risk students through attendance, discipline, and academic data and assign student caseloads to support staff for weekly mental, emotional, & behavioral monitoring/support.
- 4b. Utilize the Care Team to identify at-risk students and provide wrap-around services. Train all members of the Care Team on Restorative Practices. Implement school-wide training of PBIS for all staff members.
5. Implement classroom strategies aligned to the Personalized Learning core elements of Targeted Instruction and Student Reflection & Ownership.
- 6a. Appropriate training and professional learning for all Mays Faculty.
- 6b. Mentor-Mentee Induction program that support new teachers through New Teacher Learning Communities to provide necessary tools to be successful.
- 6c. Minimized number of taught courses for EOC teachers to increase focus on instructional planning and academic delivery.
- 7a. Consistent Observation and Feedback cycle to provide teachers with instructional support to build upon current practices.
- 7b. Coaching cycles with Instructional Coaches to engage in the observation, feedback, and modeling process.
- 7c. Weekly learning walks (Including Instructional Coaches, Master Teacher, Leaders, SELTS, and IB Coordinator to build instructional leader capacity.
- 8a. Utilization of the Clinical Therapist to address the emotional needs of students.
- 8b. Leverage the budget to include an additional School Social Worker and Graduation Coach to address the needs of students.
- 8c. Leverage the behavior team to implement alternatives-to-suspension in order to decrease the amount of instructional loss and promote social emotional learning strategies. (Decrease OSS by 5%)

Building a Culture of Student Support

Whole Child & Intervention
Personalized Learning

4. Implement a Whole-Child system of supports that integrates social-emotional learning, behavior, wellness, and comprehensive academic intervention plans.
5. Utilize flexible learning tools, technology integration, and targeted instruction to personalize learning for all students.

Equipping & Empowering Leaders & Staff

Strategic Staff Support
Equitable Resource Allocation

6. Retain and continue to develop a high-performing faculty.
7. Build Teacher capacity to support an increase in mastery for students.

Creating a System of School Support

Strategic Staff Support
Equitable Resource Allocation

8. Provide wrap services availability to address the academic, emotion, and behavioral needs of the students.



Continuous Improvement Plan




School Name: Benjamin E. Mays High School




Needs Assessment

Strengths	Opportunities/Challenges
Math Student Achievement The percentage of Developing+ Learners on the Algebra I EOC increased from 33.6% to 36.4% (+2.8 pp) and the percentage of Proficient+ Learners increased from 4.0% to 11.7% (+7.9 pp).	Behavior The overall suspension rate increased from 2.6 to 3.81 (+1.21) and the number of incidents both increased from 986 to 1346 (+360).
Social Studies Achievement The percentage of Developing+ Learners on the U.S. History EOC increased from 38.0% to 48.2% (+10.2 pp) and the percentage of Proficient+ Learners increased from 6.9% to 12.2% (+7.9 pp).	Attendance CCRPI Attendance decreased from 41.1% to 39.6% (-1.5 pp).
Science Student Achievement The percentage of Developing+ Learners on the Biology EOC increased from 37.0% to 39.3% (+2.3 pp) and the percentage of Proficient+ Learners increased from 12.1% to 14.2% (+2.1 pp).	ELA Student Achievement The percentage of Developing+ Learners on the American Lit EOC decreased from 55.8% to 42.6% (-13.2 pp) and the percentage of Proficient+ Learners decreased from 17.4% to 11.7% (-5.7 pp).

Our Overarching Needs		
Literacy: Increase Mays scholars' literacy proficiency.	Numeracy: Increase Mays scholars' numeracy proficiency.	Whole Child & Student Support: Increase student attendance rates and decrease suspension rates.




Literacy Problem Statement	Numeracy Problem Statement	Whole Child & Student Support Problem Statement
Only 12% of Mays students are proficient in literacy.	Only 12% of Mays students are proficient in numeracy.	60% of students are absent for 10+ days during the school year. Suspension rates have increased significantly in SY22-23, with a total of 1346 incidents.



The Overarching Needs: High Schools	
CCRPI Content Mastery Mays needs to increase student proficiency and growth in all core subject areas.	College & Career Readiness Mays HS needs to obtain IB MYP and DP authorization.

SMART Goals (High Schools)	
By May 2024, the CCRPI Attendance will increase by 5 percentage points from 39.6% to 44.6%. By May 2024, the total number of suspensions will decrease by 15% from 1346 to 1144.	By May 2024, Mays HS will obtain IB MYP and DP authorization. By May 2024, 85% of graduating seniors will have applied to at least 3 colleges.
Progress Monitoring Measures	
Monthly suspension rates Monthly attendance rates	Completion of IB course overviews and unit plans



The Overarching Needs: High Schools	
Whole Child Intervention Mays HS needs to increase CCRPI attendance rates and decrease suspension rates.	CCRPI Graduation Rate Mays needs to increase its graduation rate and close graduation gaps with Latino/Hispanic males and SWD.

SMART Goals (High Schools)	
<p>By May 2024, 14.7% of students will score Proficient+ on the American Lit EOC.</p> <p>By May 2024, 14.7% of students will score Proficient+ on the Algebra I EOC.</p> <p>By May 2024, 7.2% of students will score Proficient+ on the Biology EOC.</p> <p>By May 2024, 15.2% of students will score Proficient+ on the U.S. History EOC.</p>	<p>By May 2024, the 4-Year Graduation Rate will increase by 84.1%, to 87.1%.</p>
Progress Monitoring Measures	
<p>MAP Growth data from Fall, Winter, and Spring administrations</p> <p>District Common Assessment data</p> <p>Summative assessment data</p>	<p>Monitoring of attendance, behavior, grades and credits earned for seniors</p>



Action Plans

CCRPI Content Mastery CIP Goal						
By May 2024, 47.6% of students will score <u>Developing+</u> and 14.7% will score <u>Proficient+</u> on the American Lit EOC.						
By May 2024, 41.4% of students will score <u>Developing+</u> and 14.7% will score <u>Proficient+</u> on the Algebra I EOC.						
By May 2024, 44.3% of students will score <u>Developing+</u> and 17.2% will score <u>Proficient+</u> on the Biology EOC.						
By May 2024, 48.2% of students will score <u>Developing+</u> and 15.2% will score <u>Proficient+</u> on the U.S. History EOC.						
Action Step	Person/Position Responsible	Timeline of Implementation	Method for Monitoring Implementation	Method for Monitoring Effectiveness	Funding Source	APS 5
Monitor the consistent use of the APS instructional framework through coaching and feedback cycles.	APs: Dallas, Rivers, Bawlsion, Reed, Morgan, and Lauren Lamont (Heart & Hustle Consultant)	August 2023 – May 2024	Lesson Plan Feedback, Classroom Observation Data, Coaching Cycle Documentation	Increased percentage of students meeting MAP growth targets and increased overall MAP achievement.	CARES Funds and General Funds	C&I
Monitor the effectiveness of weekly PLCs for collaborative planning, DDI, and analyzing student work.	APs: Dallas, Rivers, Bawlsion, Reed, Morgan, Lauren Lamont (Heart & Hustle Consultant)	August 2023 – May 2024	PLC agendas, PLC observations, Reteach Action Plans, Lesson Plans	Increased percentage of students meeting MAP growth targets and increased overall MAP achievement.	CARES and General Funds	C&I, Data
Implement classroom strategies aligned to the Personalized Learning core elements of Targeted Instruction and Student Reflection & Ownership.	APs: Dallas, Rivers, Bawlsion, Reed, Morgan, Lauren Lamont (Heart & Hustle Consultant)	August 2023 – May 2024	Student Data Trackers, Reteach Action Plans, Core Four Implementation Rubrics	Increased percentage of students meeting MAP growth targets and increased overall MAP achievement.	CARES & General Funds	Personalized Learning, C&I, Data

Additional Action Steps required for subgroup populations.						
Action Step	Person/Position Responsible	Timeline of Implementation	Method for Monitoring Implementation	Method for Monitoring Effectiveness	Funding Source	APS 5 <input type="text"/>
Monitor implementation of co-teaching models in inclusion classrooms.	SELTs - S. Collier & S. Hutchens	August 2023 – May 2024	Assessment Data, MAP Data	MAP Growth Data - Percentage of students meeting growth targets	General Funds	C&I
Monitor the implementation of MTSS Support to Tier 2/Tier 3 students on a monthly basis.	SST Coordinator - L. Williams-Evans	August 2023 – May 2024	Tier 2/Tier 3 student plans, Academic Intervention Plans	MAP Data - percentage of students meetings growth targets, HMH Data	General Funds	C&I



Action Plans

CCRPI Graduation Rate CIP Goal						
By May 2024, the 4-Year Graduation Rate will increase by 3%-pts from 84.1% to 87.1%.						
Action Step	Person/Position Responsible	Timeline of Implementation	Method for Monitoring Implementation	Method for Monitoring Effectiveness	Funding Source	APS 5
Monitor the attendance, behavior, grades, and credit recovery of seniors who are not on track for graduation in order to provide additional support & services needed to get them on track. Additionally, after-school recovery program for students not on track to graduate	Graduation Coaches - R. Sparks & C. Aldridge	Aug 2023 - May 2024	Graduation Progress Monitoring Trackers, Student Check-In Notes	Increased attendance and credits earned for seniors during Fall and Spring semesters.	CARES & General Funds	WCI, C&I, Data

Additional Action Steps required for subgroup populations.						
Action Step	Person/Position Responsible	Timeline of Implementation	Method for Monitoring Implementation	Method for Monitoring Effectiveness	Funding Source	APS 5
Check in with SWD and Latino/Hispanic males who are not on track for graduation on a biweekly basis to identify supports and services needed to become and stay on track for graduation.	Graduation Coaches - R. Sparks & C. Aldridge	Aug 2023 - May 2024	Graduation Progress Monitoring Trackers, Student Check-In Notes	Increased attendance and credits earned for seniors during Fall and Spring semesters.	General Funds	WCI, C&I, Data



Action Plans

Whole Child & Intervention CIP Goal						
The Average Daily Attendance (ADA) will increase by 3 percentage points from 81.2% to 84.2% by May 2024.						
The CCRPI Attendance (The percentage of students who are absent fewer than 10% of enrolled days) will increase by 5 percentage points from 39.6% to 44.6% by May 2024.						
The total number of suspensions will decrease by 15% from 1346 to 1144 by May 2024.						
Action Step	Person/Position Responsible	Timeline of Implementation	Method for Monitoring Implementation	Method for Monitoring Effectiveness	Funding Source	APS 5
Identify most at-risk students through attendance, discipline, and academic data and assign student caseloads to support staff for weekly mental, emotional, & behavioral monitoring/support. Additionally, after school tutorials and programs, Saturday School and transportation for all after-school programming.	10th AP - R. Rivers	August 2023 – May 2024	Student Cohort Trackers, Student Check-In Notes	Monthly CCRPI Attendance Rates. # of absences for all participating students. Monthly suspension rates and # of suspension days for all participating students.	CARES & General Funds	WCI, Data
Implement No-Nonsense Nurturer Approach as a school-wide behavior management system in all classrooms.	ICs - Pugh (Math), Leverette (ELA), Naraine (Science), Bailey (SS)	August 2023 – May 2024	Focus Walks with NNN strategy look fors	Decreased suspension rates and classroom incidents.	General Funds	WCI, C&I

Additional Action Steps required for subgroup populations.						
Action Step	Person/Position Responsible	Timeline of Implementation	Method for Monitoring Implementation	Method for Monitoring Effectiveness	Funding Source	APS 5
Identify needed Web-based subscriptions, 21st Century Furniture and instructional Materials	R. Garner, B. Kirkpatrick, Annette Smith and Damien Parks	August 2023-2024	Audit of instructional supplies and technology resources located in the school.	Monthly audits of instructional materials and supplies	CARES & General Funds	WCI, C&I



CCRPI College and Career Readiness CIP Goal						
By May 2024, Mays HS will obtain IB MYP and DP authorization.						
By May 2024, 80% of graduating seniors will have applied to at least 3 colleges.						
Action Step	Person/Position Responsible	Timeline of Implementation	Method for Monitoring Implementation	Method for Monitoring Effectiveness	Funding Source	APS 5
Monitor the implementation of IB PLCs to build teachers' knowledge & skills to implement IB Program during the school year. Additionally, IB trainings, Professional Development and IB mandated branding implementation	IB AP - L. Morgan, Akil Mason and Jasmon Smith	August 2023 – May 2024	PLC agendas and materials.	Increased percentage of students meeting MAP growth targets and increased overall MAP achievement.	CARES and General Funds	Signature Programming, C&I
Monitor the implementation of IB Approaches to Learning Skills & the Learner Profile Attributes in daily lessons and provide lesson plan feedback in response to the monitoring.	IB AP - L. Morgan	August 2023 – May 2024	Lesson plan feedback rubric	Increased percentage of students meeting MAP growth targets and increased overall MAP achievement.	General Funds	Signature Programming, C&I
Monitor the implementation of senior sponsors (current college students) who support seniors with FAFSA and college applications.	12th AP - V. Reed	August 2023 - May 2024	College applications	80% of seniors will apply to 3 colleges and complete the FAFSA form.	General Funds	WCI

Additional Action Steps required for subgroup populations.						
Action Step	Person/Position Responsible	Timeline of Implementation	Method for Monitoring Implementation	Method for Monitoring Effectiveness	Funding Source	APS 5

Build Out Short Term Action Plan (STAP)

School Name: Benjamin E. Mays High School

SES Name: N/A

Date STAP Started: Sept 1, 2023

Length of STAP: 45 Days

Continuous Improvement Plan Goal #1 (Content Mastery):

By May 2024, 47.6% of students will score Developing+ and 14.7% will score Proficient+ on the American Lit EOC.

By May 2024, 41.4% of students will score Developing+ and 14.7% will score Proficient+ on the Algebra I EOC.

By May 2024, 44.3% of students will score Developing+ and 17.2% will score Proficient+ on the Biology EOC.

By May 2024, 48.2% of students will score Developing+ and 15.2% will score Proficient+ on the U.S. History EOC.

DESIRED OUTCOME: (What will be different if you are successful in addressing? What are the ideal adult behaviors and student experiences?)

School Action Steps See examples here	GSCI Systems and structures	Resources	District Support	Timeline	Persons Responsible	Implementation Measurable Goal	Student Progress Measurable Goal	Completion of Action Step
What action steps will the school team implement to meet this goal?	What systems and structures are this action step a part of?	What resources are needed to implement the action step?	What support, if any, will the district provide to implement this action step?	What is the intended date of completion of this action step?	Who is responsible for monitoring the implementation of this action step?	Write a SMART goal for evaluating adult behavior for the action.	Write a SMART goal for measuring impact on students for the action.	Was this action step completed? Attach final CIT agenda that documents completion.
Monitor implementation of weekly collaborative planning meetings, focusing on lesson internalization and DDI protocols	CI (All Components)	N/A	N/A	Biweekly	ICs - Pugh (Math), Leverette (ELA), Naraine (Science), Bailey (SS)	80% of PLCs will be proficient as measured by the PLC Rubric.	70% of all students will score 70% or above on bi-weekly common formative assessments.	N/A
Monitor the implementation of the APS Instructional Framework to ensure that teachers are planning for and delivering quality instruction.	CI - Planning for Quality Instruction CI - Delivery of Quality Instruction	N/A	N/A	Every 3 weeks	ICs - Pugh (Math), Leverette (ELA), Naraine (Science), Bailey (SS)	80% percent of core teachers will be Proficient in planning for & delivery of Quality Instruction.	70% of all students will score 70% or above on bi-weekly common formative assessments.	N/A
Monitor the implementation of targeted instruction strategies in classrooms.	CI - Monitoring Student Progress	Driven by Data DDI protocols	Personalized Learning Workshops	By Oct 10	ICs - Pugh (Math), Leverette (ELA),	90% of teachers will include targeted instruction strategies in their weekly LPs.	70% of all students will score 70% or above on bi-weekly common formative	N/A

Build Out Short Term Action Plan (STAP)

School Name: Benjamin E. Mays High School

SES Name: N/A

Date STAP Started: Sept 1, 2023

Length of STAP: 45 Days

Continuous Improvement Plan Goal #1 (Content Mastery):

By May 2024, 47.6% of students will score Developing+ and 14.7% will score Proficient+ on the American Lit EOC.

By May 2024, 41.4% of students will score Developing+ and 14.7% will score Proficient+ on the Algebra I EOC.

By May 2024, 44.3% of students will score Developing+ and 17.2% will score Proficient+ on the Biology EOC.

By May 2024, 48.2% of students will score Developing+ and 15.2% will score Proficient+ on the U.S. History EOC.

DESIRED OUTCOME: (What will be different if you are successful in addressing? What are the ideal adult behaviors and student experiences?)

School Action Steps See examples here	GSCI Systems and structures	Resources	District Support	Timeline	Persons Responsible	Implementation Measurable Goal	Student Progress Measurable Goal	Completion of Action Step
What action steps will the school team implement to meet this goal?	What systems and structures are this action step a part of?	What resources are needed to implement the action step?	What support, if any, will the district provide to implement this action step?	What is the intended date of completion of this action step?	Who is responsible for monitoring the implementation of this action step?	Write a SMART goal for evaluating adult behavior for the action.	Write a SMART goal for measuring impact on students for the action.	Was this action step completed? Attach final CIT agenda that documents completion.
					Naraine (Science), Bailey (SS)	90% of teachers will implement targeted instruction strategies weekly.	assessments.	
Monitor the implementation of student goal setting, reflections, & ongoing tracking of progress towards standards mastery in all core classes.	CI – Monitoring Student Progress	N/A	Personalized Learning Workshops	By Oct 10	ICs - Pugh (Math), Leverette (ELA), Naraine (Science), Bailey (SS)	90% of teachers will implement student data tracking following formative & summative assessments & keep trackers/reflections in students' data binders.	80% of students will be able to articulate their academic goals and explain their progress towards mastery in each core class.	

Build Out Short Term Action Plan (STAP)

School Name: Benjamin E. Mays High School

SES Name: N/A

Date STAP Started: September 1, 2023

Length of STAP: 45 Days

Continuous Improvement Plan Goal #2 (Graduation): By May 2024, the 4-Year Graduation Rate will increase by 84.1%, to 87.1%.

DESIRED OUTCOME: (What will be different if you are successful in addressing? What are the ideal adult behaviors and student experiences?)

Record Response here

School Action Steps See examples here	GSCI Systems and structures	Resources	District Support	Timeline	Persons Responsible	Implementation Measurable Goal	Student Progress Measurable Goal	Completion of Action Step
What action steps will the school team implement to meet this goal?	What systems and structures are this action step a part of?	What resources are needed to implement the action step?	What support, if any, will the district provide to implement this action step?	What is the intended date of completion of this action step?	Who is responsible for monitoring the implementation of this action step?	Write a SMART goal for evaluating adult behavior for the action.	Write a SMART goal for measuring impact on students for the action.	Was this action step completed? Attach final CIT agenda that documents completion.
Begin regular check-ins with students who are not on track to graduate to monitor & provide ongoing support for their attendance, behavior, grades, and credit recovery.	SLE - Ensuring a Student Learning Community	Graduation Progress Monitoring Trackers, Student Check-In Notes	N/A	By Sept 30	Graduation Coaches - R. Sparks & C. Aldridge		Increased attendance and credits earned for seniors during Fall and Spring semesters.	N/A

Build Out Short Term Action Plan (STAP)

School Name: Benjamin E. Mays High School

SES Name: N/A

Date STAP Started: September 1, 2023

Length of STAP: 45 days

Continuous Improvement Plan WHOLE CHILD & INTERVENTION Goal #3:

By May 2024, the CCRPI Attendance will increase by 5 percentage points from 39.6% to 44.6%.

By May 2024, the total number of suspensions will decrease by 15% from 1346 to 1144.

DESIRED OUTCOME: (What will be different if you are successful in addressing? What are the ideal adult behaviors and student experiences?)

Record Response here

School Action Steps See examples here	GSCI Systems and structures	Resources	District Support	Timeline	Persons Responsible	Implementation Measurable Goal	Student Progress Measurable Goal	Completion of Action Step
What action steps will the school team implement to meet this goal?	What systems and structures are this action step a part of?	What resources are needed to implement the action step?	What support, if any, will the district provide to implement this action step?	What is the intended date of completion of this action step?	Who is responsible for monitoring the implementation of this action step?	Write a SMART goal for evaluating adult behavior for the action.	Write a SMART goal for measuring impact on students for the action.	Was this action step completed? Attach final CIT agenda that documents completion.
Monitor the implementation of the No-Nonsense Nurturer Approach in all core classrooms.	SLE - Ensuring a Student Learning Community	N/A	N/A	Every 3 Weeks	ICs - Pugh (Math), Leverette (ELA), Naraine (Science), Bailey (SS)	80% percent of ELA, Math, Science, & Social Studies teachers are proficient in implementation of NNN teaching practices using classroom observation data.	60% of all students will score 70% or above on bi-weekly common formative assessments.	N/A
Monitor the implementation of weekly Attendance Team meetings to ensure implementation of school-wide attendance policies/protocols with fidelity.	SLE—Developing & Monitoring a Tiered System of Support	N/A	N/A	Biweekly	10th AP - R. Rivers	100% of Attendance and Care Teams will meet weekly to discuss attendance data, student supports and	Monthly CCRPI Attendance will increase by 5%-pts. Monthly OSS rates will decrease by 15%.	N/A

Build Out Short Term Action Plan (STAP)

School Name: Benjamin E. Mays High School

SES Name: N/A

Date STAP Started: September 1, 2023

Length of STAP: 45 days

Continuous Improvement Plan WHOLE CHILD & INTERVENTION Goal #3:

By May 2024, the CCRPI Attendance will increase by 5 percentage points from 39.6% to 44.6%.

By May 2024, the total number of suspensions will decrease by 15% from 1346 to 1144.

DESIRED OUTCOME: (What will be different if you are successful in addressing? What are the ideal adult behaviors and student experiences?)

Record Response here

School Action Steps See examples here	GSCI Systems and structures	Resources	District Support	Timeline	Persons Responsible	Implementation Measurable Goal	Student Progress Measurable Goal	Completion of Action Step
What action steps will the school team implement to meet this goal?	What systems and structures are this action step a part of?	What resources are needed to implement the action step?	What support, if any, will the district provide to implement this action step?	What is the intended date of completion of this action step?	Who is responsible for monitoring the implementation of this action step?	Write a SMART goal for evaluating adult behavior for the action.	Write a SMART goal for measuring impact on students for the action.	Was this action step completed? Attach final CIT agenda that documents completion.
Monitor the implementation of the Care Team to provide weekly mental, emotional, & behavioral monitoring & support for students.	SLE—Developing & Monitoring a Tiered System of Support	N/A	N/A	Biweekly	10th AP - R. Rivers	100% of Attendance and Care Teams will meet weekly to discuss attendance data, student supports and interventions. (agendas/minutes)	Monthly CCRPI Attendance will increase by 5%-pts. Monthly OSS rates will decrease by 15%.	

GO TEAM DISCUSSION: Review the priorities and goals in your strategic plan and the information and goals CIP. Reflect on if updates need to be made to the Strategic Plan.

GO Team Activity & Discussion

If not, which CIP Goal(s) are missing and should be added to the Strategic Plan?

Are all CIP Goals reflected in our Strategic Plan Priorities?

Three empty blue rectangular boxes stacked vertically, connected by a vertical line on the left, intended for listing missing CIP goals.

Updates to the Strategic Plan

1. *Enter all changes/updates to your plan – be sure to include accountability measures, as appropriate.*

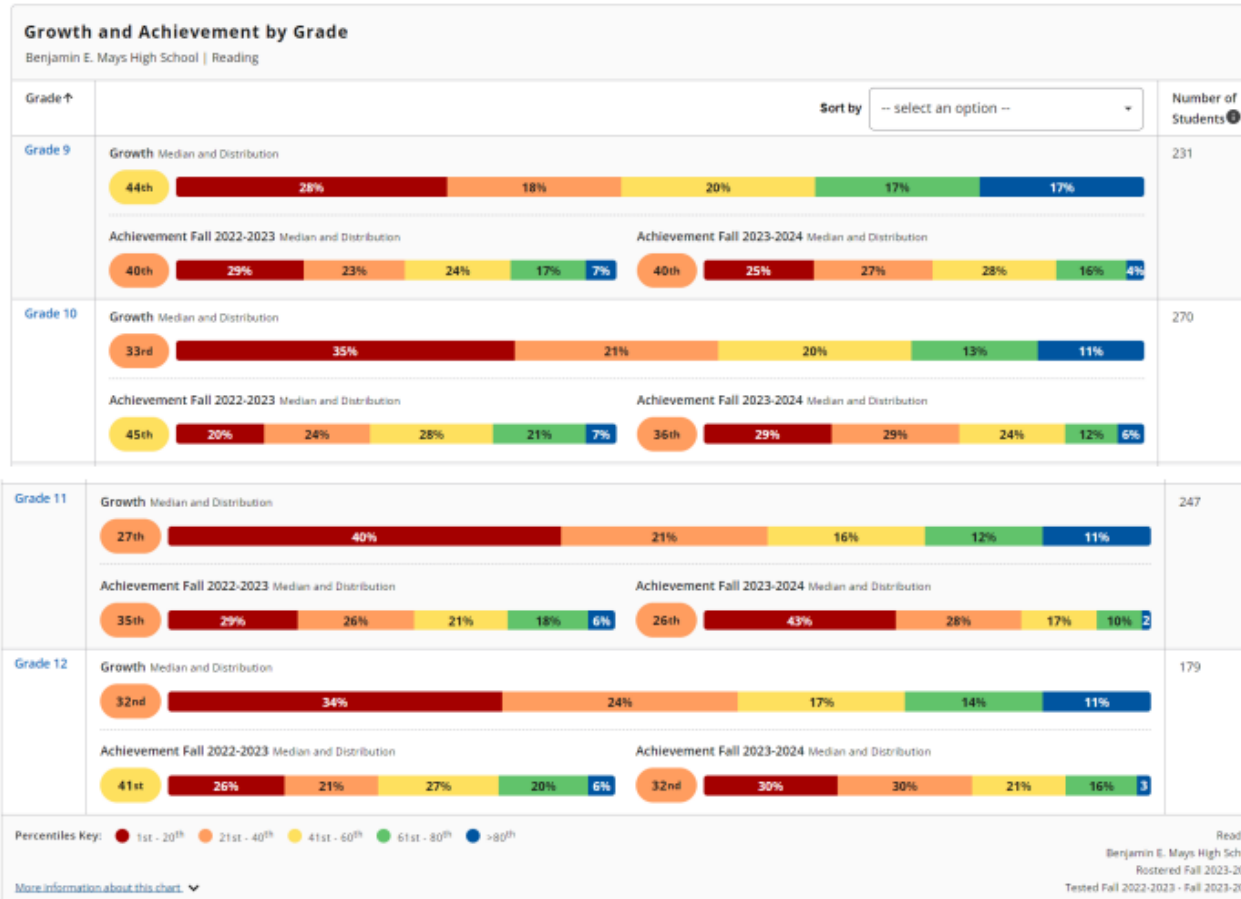
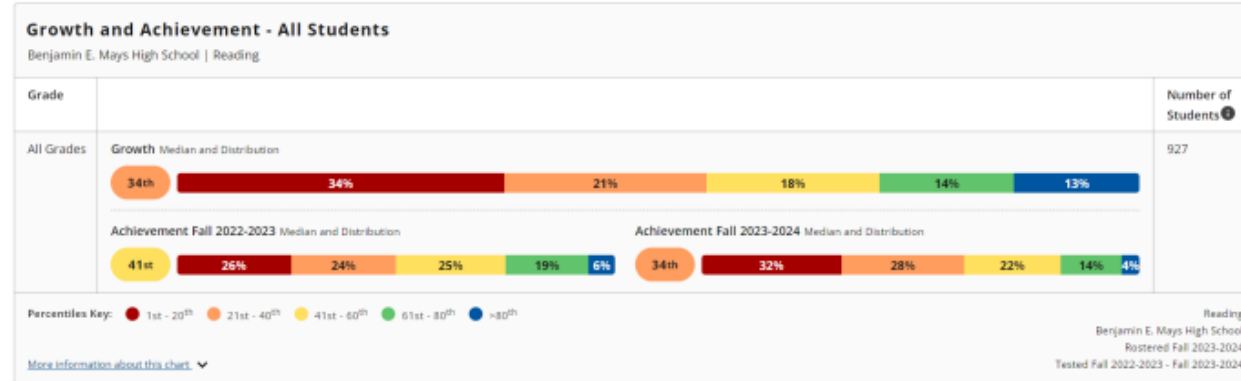




MAP Data

Fall 2023 MAP Results Reading

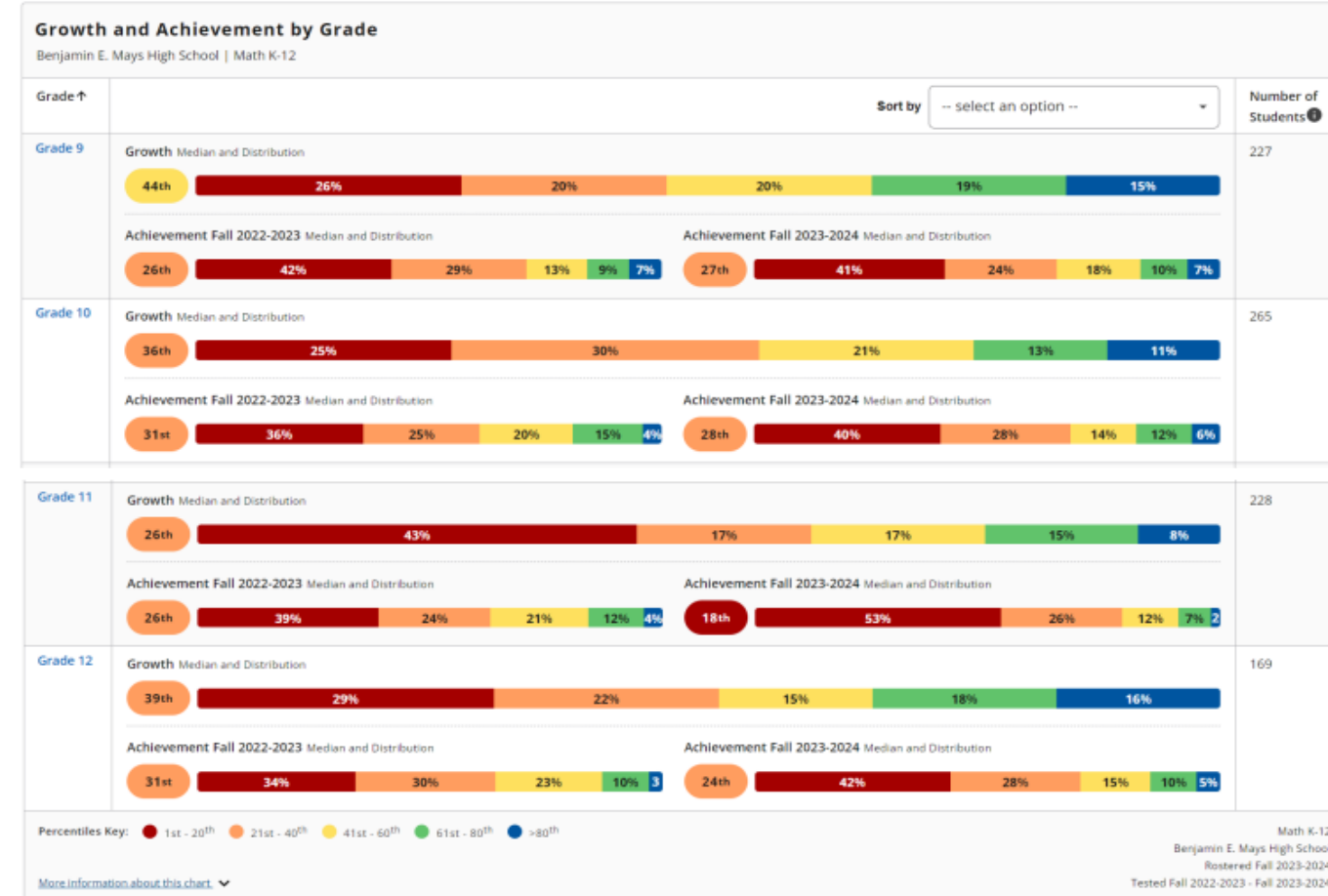
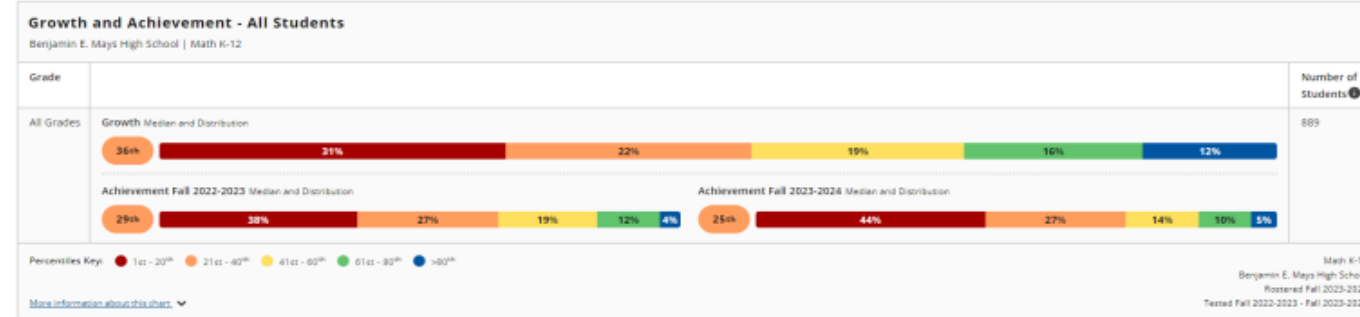
Benjamin E. Mays High School



Fall 2023 MAP Results Math

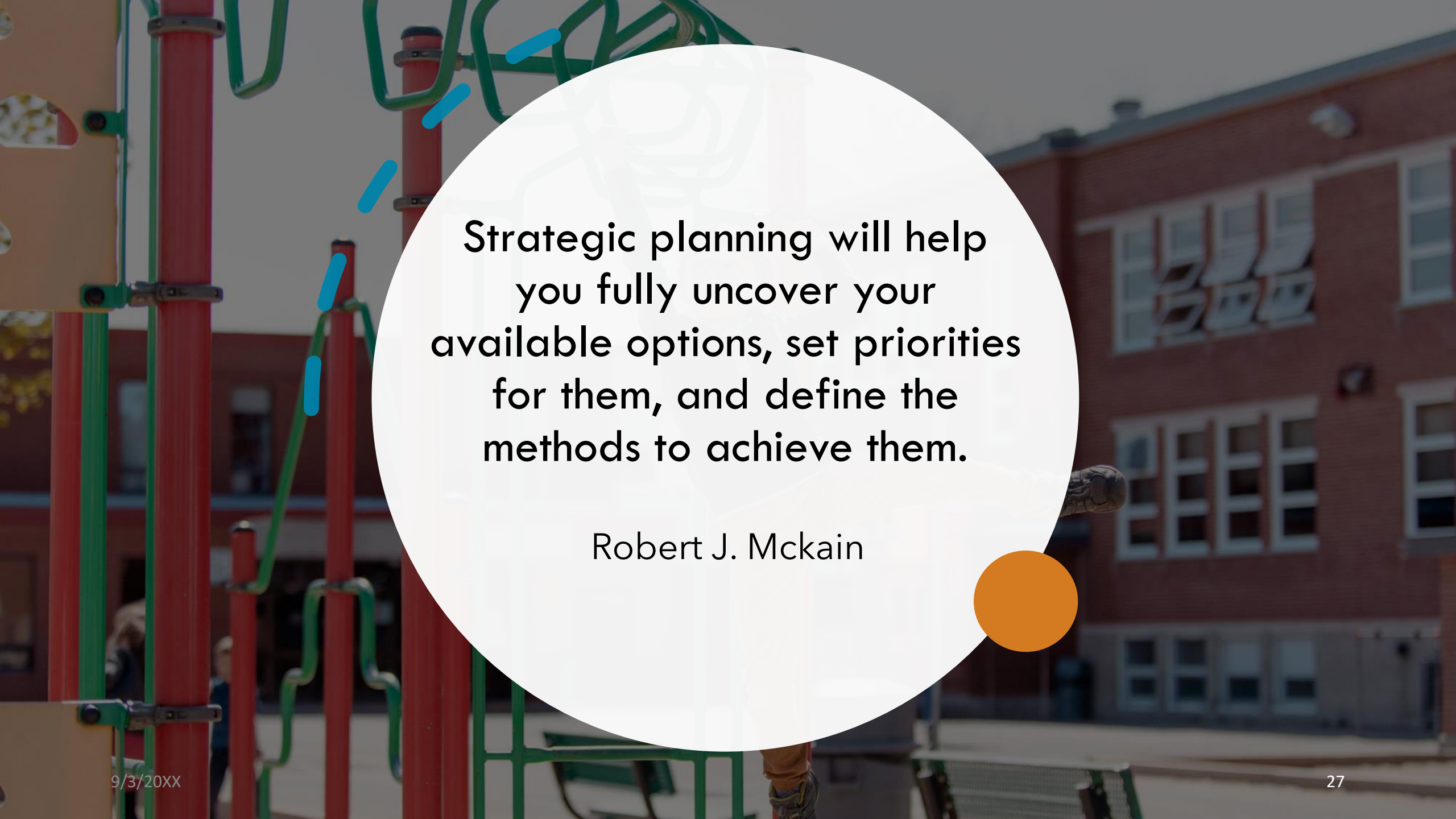
Mays Fall 2023 - MAP Math Growth & Achievement

Benjamin E. Mays High School



GO Team Discussion: Data Protocol

- What do you notice?
- What are your wonderings?
- What additional questions do you have?



Strategic planning will help
you fully uncover your
available options, set priorities
for them, and define the
methods to achieve them.


Robert J. Mckain

Where we're going

At our next meeting(s) we will discuss how our data is aligning to our strategic plan and determine if we need to make any adjustments.

Before the end of Fall Semester, we will take **Action** (vote) on ranking our strategic priorities for the 2024-2025 school year.

Let me or the Chair know of any additional information you need for our future discussion.



Meeting Agenda

Benjamin E. Mays High School

Date: Tuesday, October 24, 2023

Time: 5:00 p.m.

Location: Mays High on the Hill YouTube Channel



Thank you

- I. Call to Order**
 - II. Roll Call; Establish Quorum**
 - III. Action Items**
 - a. Approval of Agenda
 - b. Approval of Previous Minutes
 - c. Strategic Plan Update (*after discussion, if needed*)
 - IV. Discussion Items**
 - a. Continuous Improvement Plan Presentation
 - i. Continuous Improvement Plan and Strategic Plan Alignment
 - ii. Strategic Plan Update (*if needed*)
 - b. MAP Data: Spring 2023 to Fall 2023
 - V. Information Items**
 - a. Principal's Report
 - b. Cluster Advisory Team Report
 - VI. Announcements**
 - VII. Public Comment**
 - VIII. Adjournment**
- 